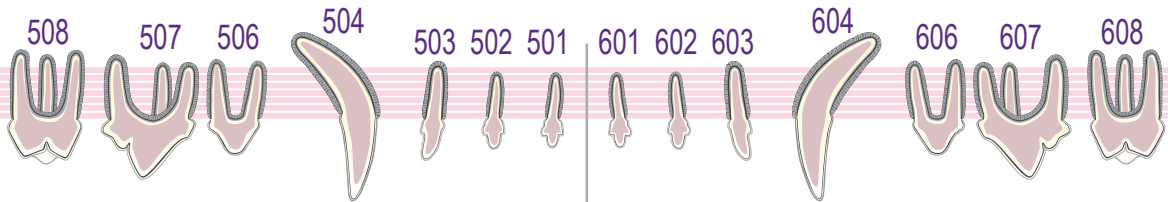


Deciduous Canine Dental Chart

date

patient name
client name
#



Right maxillary

Left maxillary

Exam and Findings

presenting complaint

periodontal disease test strip

0 1 2 3 4 5

missing teeth

mobile teeth

fractured teeth

radiographs taken

other pathology / findings

perio pockets

gingival recession

osseous recession

gingivitis Index 0 1 2 3

plaque Index 0 1 2 3

calculus Index 0 1 2 3

occlusion class 0 1 2 3 4

Procedures and Treatments

- professional teeth scaling/polishing
- plaque barrier gel
- plaque barrier sealant
- local antimicrobial application

periodontics

endodontics

restorations

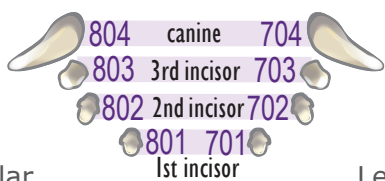
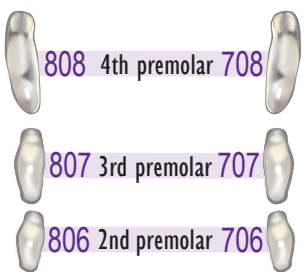
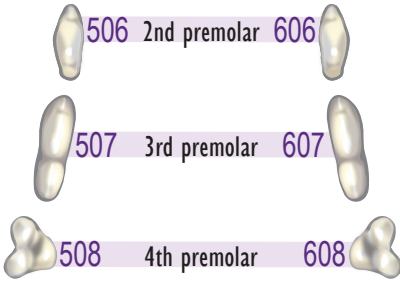
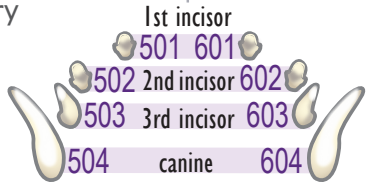
extractions

oral surgery

orthodontics

recommended home care products

future treatment plan



Right mandibular

Left mandibular

